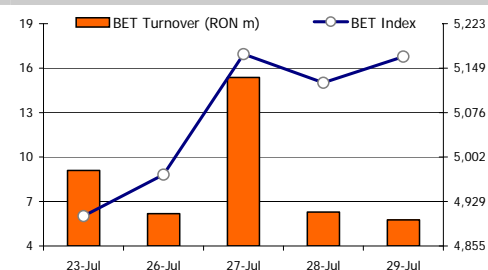


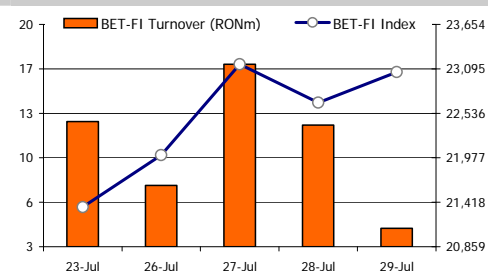


DAILY PERSPECTIVES

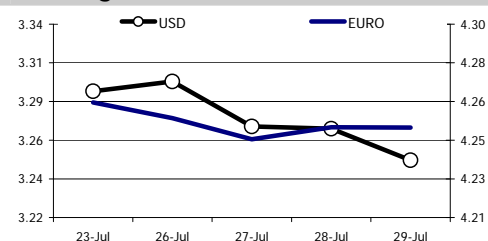
BET



BET-FI



Exchange rate



BSE Market figures

No. of listed companies	71
Day's turnover	€ 3.2m
3M Avg. Turnover	€ 6.1m
Mkt. Capitalisation ¹	€ 10,062m
Mkt. Cap / GDP 2009	8.60%
¹ Excludes Erste Bank market capitalisation	€ 12.42 b

BSE Largest Caps

	Price	P/E	P/BV	DY
SNP	0.315	13.0x	1.3x	0.00%
BRD	11.700	10.3x	1.7x	2.54%
TLV	1.520	33.3x	1.2x	0.00%
TGN	233.500	9.2x	1.2x	5.83%
ALR	3.150	7.5x	1.6x	0.00%

Based on FY'09 results

Yesterday's BSE: Romanian shares closed higher, after a rather linear overall evolution. Thus: **BET** and **BET-C** indexes gained 0.85% and 0.58%, respectively; while **BET-FI** increased by 1.70%. Total traded turnover shaped at €3.5m, mostly covered by shares trading.

International: International markets closed lower after downbeat comments from a Federal Reserve official on the risk that the U.S. could trip into a Japanese-like deflation. Today investors are expecting U.S. Q2 GDP data release. Thus: **FTSE 100** and **DAX** lost 0.11% and 0.72% respectively. **DOW** and **S&P 500** ended lower 0.29% and 0.42% respectively.

BSE today: Romanian shares are likely to consolidate around current levels.

Erste bank <EBS>: The bank posted for Q2'10 a net profit of €217m, down 16% Y/Y and 15% Q/Q. For the first six months of the year the bank's bottom line landed at €472m, down 4% Y/Y. According to Erste bank press announcement, Romania's largest lender, BCR posted at six months a net profit of €36.6m, down 50.5% Y/Y. BCR's operating profit before provisions landed flat Y/Y at €312m. The reduction in net profit came on the back of 37% higher Y/Y expenses with loan loss expenses of €241.7m.[BSE]

Socep <SOCP>: For H1'10, the cargo handler posted a net turnover of RON 19.24m (-12% y/y) and an operational profit of RON 0.13m up from a loss of RON 0.65m registered in H1'09. H1'10 net profit landed at RON 0.63m.[BSE]

Turbomecanica <TBM>: The company posted for H1'10 7.7% Y/Y lower net sales of RON 25.3m and an operating loss of RON 1m, compared to an operated profit of RON 2m posted for H1'09. Bottom line landed in negative territory, the company posting a loss of RON 9.6m, compared to RON 0.5m profit posted at H1'09.[BSE]

Main stock market indices

(RON terms)

	Today	1 day	1 week	1 month	YTD	YOY
BET-C	3,012.34	0.58%	5.24%	5.11%	10.96%	33.25%
BET	5,168.45	0.85%	6.14%	6.05%	10.19%	36.62%
BET-FI	23,053.94	1.70%	10.47%	9.97%	-3.48%	33.27%
BET-XT	477.68	1.04%	7.33%	7.07%	3.41%	33.79%
BET-NG	728.77	0.10%	4.37%	3.23%	22.24%	41.34%
Rasdaq-C	2,173.70	0.24%	1.36%	3.26%	-2.94%	6.79%

Official exchange rates

	Today	1 day	1 week	1 month	YTD	YOY
USD/RON	3.2522	-0.59%	-2.26%	-8.89%	10.77%	9.17%
EUR/RON	4.2529	0.00%	-0.32%	-2.28%	0.58%	0.93%

Bucharest inter-bank rates

	O/N	1 week	1 month	3 months	6 months	12 months
ROBID %	5.09	5.42	5.64	6.42	6.59	6.59
ROBOR %	5.59	5.92	6.14	6.92	7.34	7.34

Regional indices

(local currency)

	Today	1 day	1 week	1 month	YTD	YOY
HU(BUX)	22,681.39	0.77%	1.81%	9.86%	6.85%	37.56%
CZ(PX)	1,191.40	0.63%	1.85%	6.98%	6.63%	19.82%
POL(WIG)	42,616.78	0.47%	1.09%	7.85%	6.58%	26.00%
RU(RTS)	1,503.68	1.95%	4.23%	11.08%	4.09%	54.42%
TU(ISE100)	60,737.28	0.55%	1.36%	10.00%	14.98%	50.43%

Futures quotes

	Close	High	Low	Change	Volume	Open int
SIF2SEP10	0.9934	0.0000	0.0000	0.0314	0	68
SIF5SEP10	1.3551	1.3800	1.3529	-0.0023	3,374	15,428



ALPHA FINANCE ROMANIA S.A.

Calea Dorobantilor no. 237B, etaj 2, sector 1, Bucharest, Romania
Tel.: +40-21-455-7206; Fax: +40-21-231-5332
E-mail: office@alphafinance.ro

Disclaimer:

This report was prepared by Alpha Bank Romania on behalf of Alpha Finance Romania. This report is based on public information and by no means provides investment advice as to any financial instruments contained herein. The information contained in this report has been taken from sources, which AFR deem to be reliable. AFR accepts no liability for the content of the news reproduced either partially or integrally in this material. This report is published solely for informational purposes and is not to be construed as solicitation or an offer to buy or sell any securities or relates financial instruments.



BSE Agenda

Corporate Events

Today	BRM	Q2'10 financial statements	Tradable
Today	EBS	Q2'10 financial statements	Tradable
Today	SOCP	Q2'10 financial statements	Tradable
Today	TBM	Q2'10 financial statements	Tradable
2/8/2010	BRD	Q2'10 financial statements	Tradable
2/8/2010	PREH	Q2'10 financial statements	Tradable
4/8/2010	SNP	Q2'10 financial statements	Tradable
6/8/2010	UCM	Q2'10 financial statements	Tradable
9/8/2010	CMP	Q2'10 financial statements	Tradable
9/8/2010	ECT	Q2'10 financial statements	Tradable
10/8/2010	APC	Q2'10 financial statements	Tradable
10/8/2010	ART	Q2'10 financial statements	Tradable
10/8/2010	SNO	Q2'10 financial statements	Tradable
10/8/2010	TUFE	Q2'10 financial statements	Tradable
11/8/2010	RRC	Q2'10 financial statements	Tradable
12/8/2010	BCC	Q2'10 financial statements	Tradable
12/8/2010	BRK	Q2'10 financial statements	Tradable
12/8/2010	CBC	Q2'10 financial statements	Tradable
12/8/2010	COS	Q2'10 financial statements	Tradable
12/8/2010	EPT	Q2'10 financial statements	Tradable
12/8/2010	IMP	Q2'10 financial statements	Tradable
12/8/2010	MECF	Q2'10 financial statements	Tradable
12/8/2010	OLT	Q2'10 financial statements	Tradable
12/8/2010	PTR	Q2'10 financial statements	Tradable
12/8/2010	RMAH	Q2'10 financial statements	Tradable
12/8/2010	STK	Q2'10 financial statements	Tradable
12/8/2010	TRP	Q2'10 financial statements	Tradable
13/8/2010	ALR	Q2'10 financial statements	Tradable
13/8/2010	ALR	Q2'10 financial statements	Tradable
13/8/2010	ALT	Q2'10 financial statements	Tradable
13/8/2010	ALU	Q2'10 financial statements	Tradable
13/8/2010	AMO	Q2'10 financial statements	Tradable
13/8/2010	ATB	Q2'10 financial statements	Tradable
13/8/2010	AZO	Q2'10 financial statements	Tradable
13/8/2010	BCM	Q2'10 financial statements	Tradable
13/8/2010	BIO	Q2'10 financial statements	Tradable
13/8/2010	CGC	Q2'10 financial statements	Tradable
13/8/2010	CMCM	Q2'10 financial statements	Tradable
13/8/2010	CMF	Q2'10 financial statements	Tradable
13/8/2010	COMI	Q2'10 financial statements	Tradable
13/8/2010	COTR	Q2'10 financial statements	Tradable
13/8/2010	DAFR	Q2'10 financial statements	Tradable
13/8/2010	EFO	Q2'10 financial statements	Tradable
13/8/2010	ENP	Q2'10 financial statements	Tradable
13/8/2010	FLA	Q2'10 financial statements	Tradable
13/8/2010	MEF	Q2'10 financial statements	Tradable
13/8/2010	MJM	Q2'10 financial statements	Tradable
13/8/2010	MPN	Q2'10 financial statements	Tradable
13/8/2010	PEI	Q2'10 financial statements	Tradable
13/8/2010	ROCE	Q2'10 financial statements	Tradable
13/8/2010	SCD	Q2'10 financial statements	Tradable
13/8/2010	SIF3	Q2'10 financial statements	Tradable
13/8/2010	SIF5	Q2'10 financial statements	Tradable
13/8/2010	SRT	Q2'10 financial statements	Tradable
13/8/2010	STZ	Q2'10 financial statements	Tradable
13/8/2010	TEL	Q2'10 financial statements	Tradable
13/8/2010	TGN	Q2'10 financial statements	Tradable
13/8/2010	UZT	Q2'10 financial statements	Tradable
13/8/2010	VESY	Q2'10 financial statements	Tradable
13/8/2010	VNC	Q2'10 financial statements	Tradable
13/8/2010	ZIM	Q2'10 financial statements	Tradable
16/8/2010	ARM	Q2'10 financial statements	Tradable
16/8/2010	CEON	Q2'10 financial statements	Tradable
16/8/2010	ELJ	Q2'10 financial statements	Tradable
16/8/2010	GRE	Q2'10 financial statements	Tradable

ALPHA FINANCE ROMANIA S.A.

Calea Dorobantilor no. 237B, etaj 2, sector 1, Bucharest, Romania
Tel.: +40-21-455-7206; Fax: +40-21-231-5332
E-mail: office@alphafinance.ro

Disclaimer:

This report was prepared by Alpha Bank Romania on behalf of Alpha Finance Romania. This report is based on public information and by no means provides investment advice as to any financial instruments contain herein. The information contained in this report has been taken from sources, which AFR deem to be reliable. AFR accepts no liability for the content of the news reproduced either partially or integrally in this material. This report is published solely for informational purposes and is not to be construed as solicitation or an offer to buy or sell any securities or relates financial instruments.





16/8/2010	OIL	Q2'10 financial statements	Tradable
16/8/2010	PPL	Q2'10 financial statements	Tradable
16/8/2010	SIF1	Q2'10 financial statements	Tradable
16/8/2010	SIF2	Q2'10 financial statements	Tradable
16/8/2010	SIF4	Q2'10 financial statements	Tradable
16/8/2010	SPCU	Q2'10 financial statements	Tradable
16/8/2010	UAM	Q2'10 financial statements	Tradable
16/8/2010	WRO	Q2'10 financial statements	Tradable

**ALPHA FINANCE ROMANIA S.A.**

Calea Dorobantilor no. 237B, etaj 2, sector 1, Bucharest, Romania
Tel.: +40-21-455-7206; Fax: +40-21-231-5332
E-mail: office@alphafinance.ro

Disclaimer:

This report was prepared by Alpha Bank Romania on behalf of Alpha Finance Romania. This report is based on public information and by no means provides investment advice as to any financial instruments contain herein. The information contained in this report has been taken from sources, which AFR deem to be reliable. AFR accepts no liability for the content of the news reproduced either partially or integrally in this material. This report is published solely for informational purposes and is not to be construed as solicitation or an offer to buy or sell any securities or relates financial instruments.